

SCHOOL PROFILE

Mendota Elementary

Address: 4002 School Rd | Phone: 608-204-7840 | E-mail: mendota@madison.k12.wi.us

Mendota is a vibrant and diverse school on Madison's North Side and one of MMSD's first Community Schools. As a community school we build on the assets of the community to help serve the identified needs of Mendota scholars, families and community through well integrated and coordinated, strategic partnerships. During the '18-'19 school year we will expand our understanding of feedback (the feedback our scholars receive from society, the feedback we deliver, and the feedback scholars give us), with a particular focus on replacing and restoring historical narratives for African

American scholars, in an effort to strengthen our anti-racist practices. We will strengthen our practice of delivering feedback by developing and analyzing formative assessments, reflecting on our use of language, and engaging our scholars in learning partnerships. With our work this year we will use the feedback we receive in our learning partnerships to redesign and co-design learning environments and instructional approaches.



School Principal: Carlettra Stanford

Equity Vision

At Mendota we will provide all scholars with an equitable education, as public education is a vehicle for social justice. We will engage all scholars in high-quality, rigorous learning, and foster the enthusiasm and competence necessary for their personal and community's growth. Through our work, we will build meaningful partnerships with one another to ensure that all scholars, staff, and families are valued and feel a strong sense of belonging.

Strengths

We pride ourselves on developing strong, responsive relationships with scholars, families, and our Mendota community. We view our work as a vehicle for social justice, and we have a collective commitment to providing an equitable education for all of our scholars. We believe that our scholars can achieve at high levels, and that it is our responsibility to hold high expectations and inspire a love of learning.

Progress

Our work around reading resulted in an increase in student proficiency and growth goals for all students, including our focus students, as measured by the MAP and PALS assessments. Over the past 5 years, we have made a remarkable 20 points of improvement in grades 3-5 reading, as measured by the MAP assessment. Through our work as a community school, we offered an increase in after school enrichment opportunities and leadership committees for scholars.

Area for Growth

In order to prepare our scholars to be college, career, and community ready, we must continue our work around equity. Engaging in our work around feedback with an equity lens will support all students, particularly our African American students, as we work to close our existing achievement and opportunity gaps.

Vision Connection

Our school supports MMSD's vision that all students acquire the skills and abilities needed to be successful, including a mastery of content areas, growth mindset, self-knowledge, creativity, wellness, interpersonal skills, confidence, cultural competence, and community connection. Through these skills and abilities, our scholars will graduate college, career, and community ready.

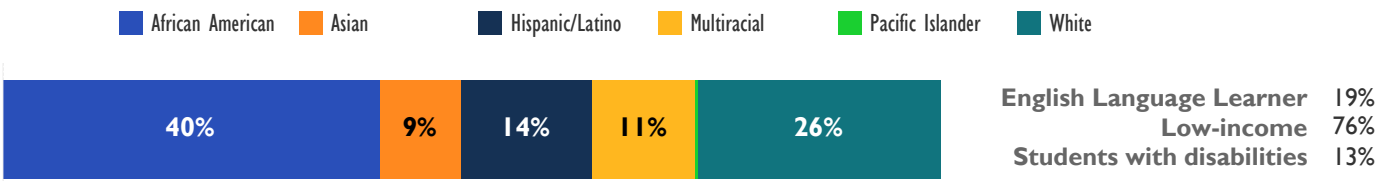
Mendota Elementary

2017-2018 Data Profile

Address 4002 School Rd
Principal Carlettra Stanford
Phone (608)204-7840
4K Yes
Title I Yes

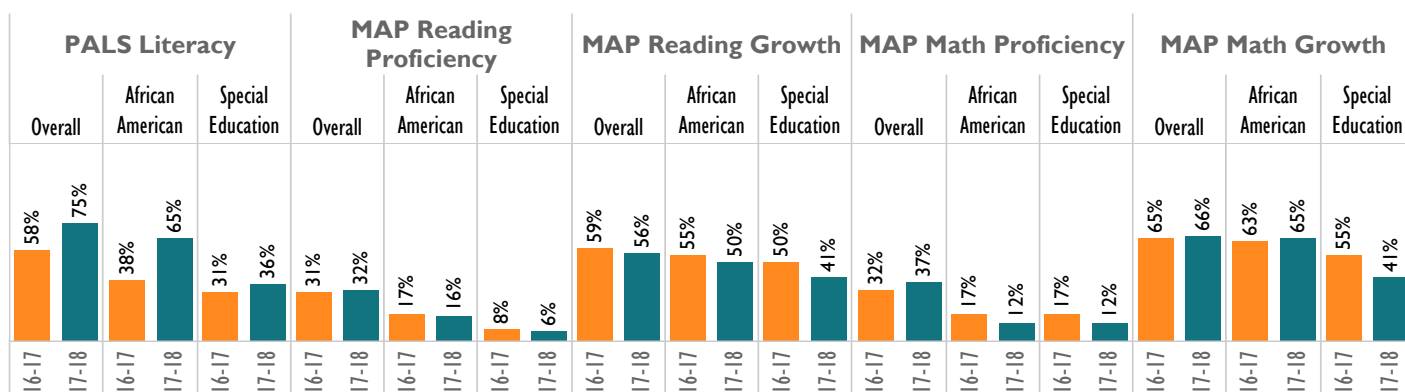
Developmental Bilingual Education No
Dual Language Immersion No
SAGE Yes
Attendance rate 90.7%
Total enrollment 325

Demographics

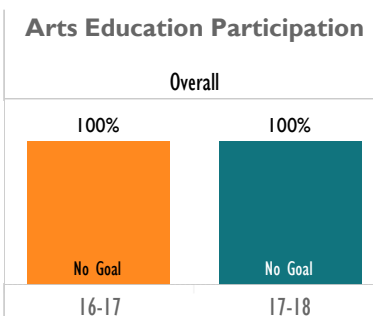


Strategic Framework Goal #1 Milestones: On-Track to Graduate

Each bar shows the percent of students meeting the relevant metric overall and for the focus group the school selected on their School Improvement Plan (SIP) when applicable.



Strategic Framework Goal #2 Milestones: Challenging and Well-Rounded Education



Participation rates are based on transcribed courses.

When no goal for the measure has been set "No Goal" will be displayed in the bar.

Strategic Framework Goal #3 Milestones: Positive Climate

Each bar shows the percent of responses within each dimension that were positive overall. When no goal for the measure has been set "No Goal" will be displayed in the bar.

